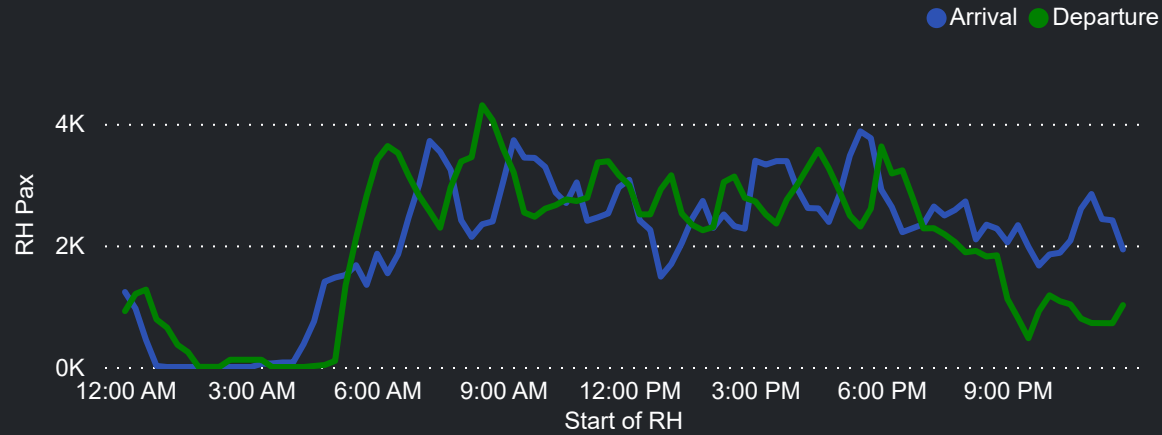


# Airport Operations Plan - All Terminals

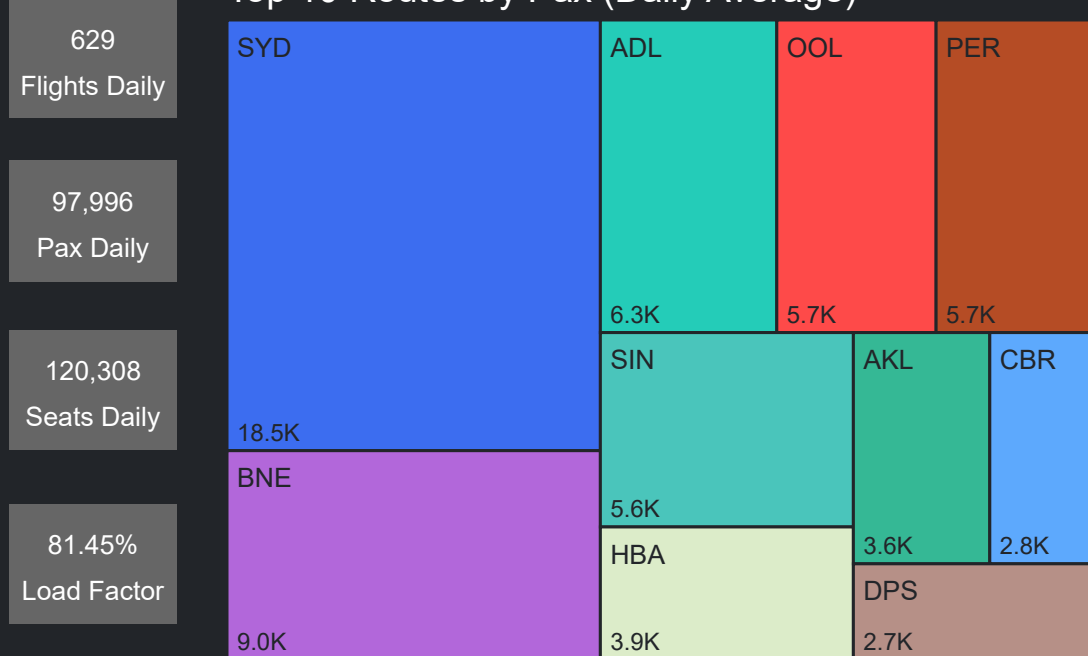
Rolling Hour Pax (Daily Average)



Pax Heat Map

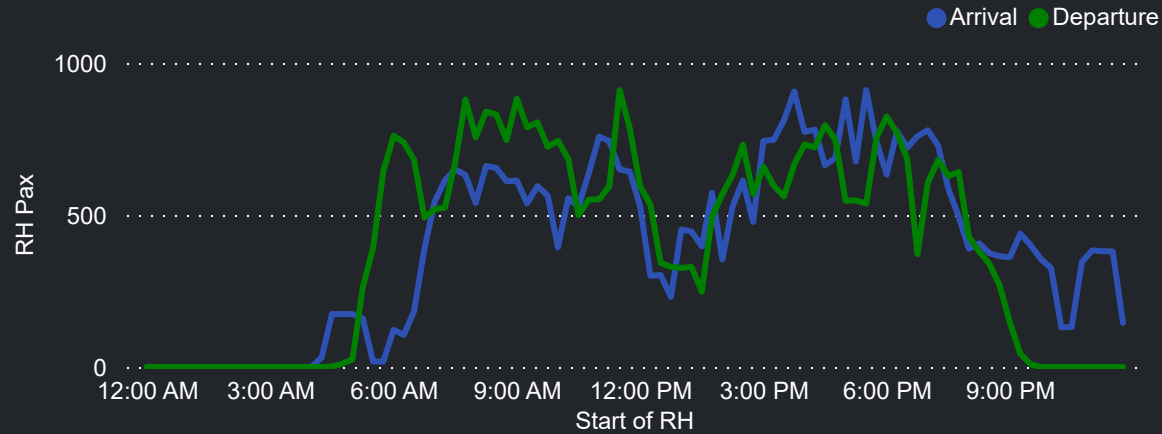
Month	Week	M	Tu	W	Th	F	Sa	Su	M	Tu	W	Th	F	Sa	Su
Oct 2024	40		01	02	03	04	05	06							
	41	104,927	99,952	95,797	103,466	108,521	89,571	103,665							
	42	93,518	87,643	89,223	94,999	100,812	81,799	97,383							
	43	95,705	87,601	91,649	96,493	103,282	82,234	97,270							
	44	97,856	90,723	95,257	99,987										
Nov 2024	44					01	02	03					107,826	83,623	96,307
	45	95,639	88,692	96,497	99,048	111,124	85,118	95,081							
	46	91,402	85,564	96,819	98,594	109,722	85,372	101,257							
	47	101,149	93,311	100,010	103,635	112,481	87,499	102,211							
	48	101,994	94,224	99,813	105,713	114,433	89,073								
Dec 2024	48							01							106,732
	49	105,105	97,484	103,531	108,345	113,827	87,542	104,205							
	50	98,953	93,116	99,317	103,935	113,936	94,462	108,594							
	51	107,376	102,300	99,031	103,516	109,401	97,884	102,976							
	52	98,139	95,057	92,323	102,586	111,885	98,651	98,016							
Jan 2025	53	95,746	94,104												
	1			01	02	03	04	05			103,422	104,027	105,745	96,106	99,123
	2	101,104	102,668	107,526	103,643	106,424	96,102	106,540							
	3	106,810	94,279	95,966	97,062	103,313	92,822	101,349							
	4	102,100	97,873	100,544	105,616	110,339	95,178	101,304							
Feb 2025	5	100,050	87,328	91,164	100,033	97,385									
	5							01	02					75,127	96,931
	6	98,351	83,098	85,254	89,235	95,597	76,630	91,964							
	7	90,566	83,023	90,197	95,660	102,304	76,398	95,238							
	8	96,793	89,660	95,312	98,821	107,279	85,542	103,199							
9	103,871	93,868	96,160	102,087	110,881										

Top 10 Routes by Pax (Daily Average)

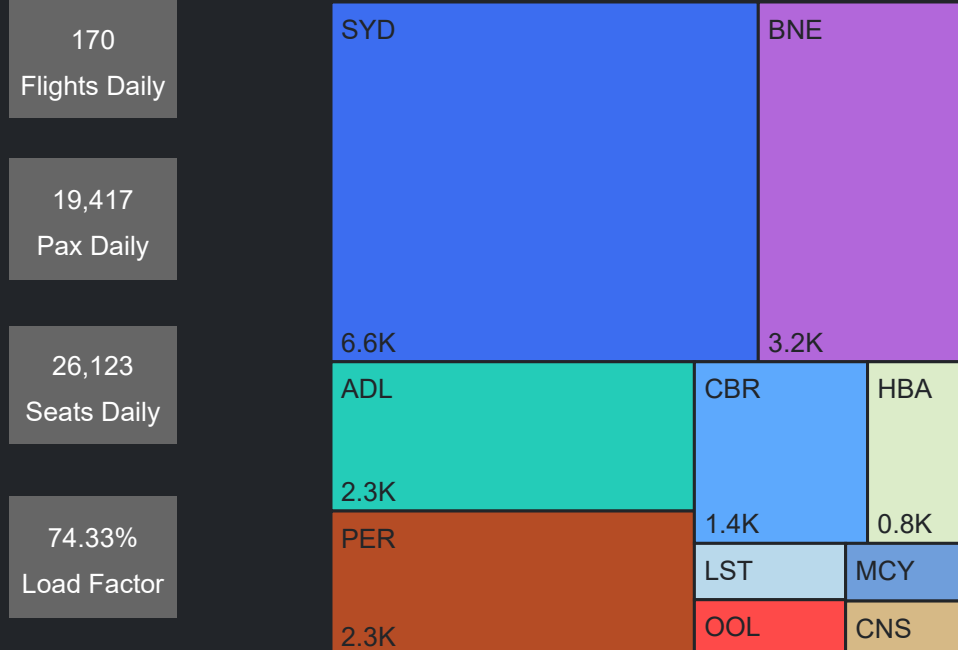


# Airport Operations Plan - Terminal 1

## Rolling Hour Pax (Daily Average)



## Top 10 Routes by Pax (Daily Average)



170  
Flights Daily

19,417  
Pax Daily

26,123  
Seats Daily

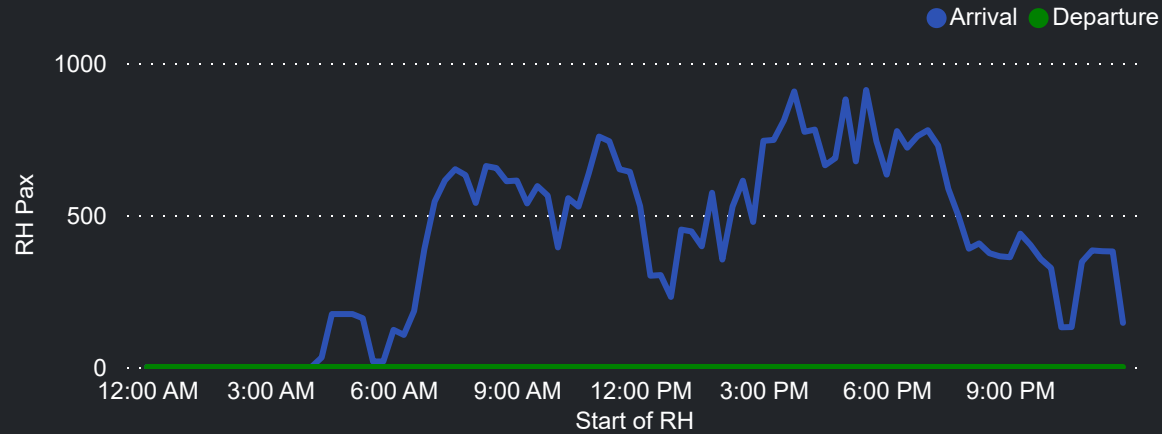
74.33%  
Load Factor

## Pax Heat Map

Month	Week	M	Tu	W	Th	F	Sa	Su	M	Tu	W	Th	F	Sa	Su
Oct 2024	40	01	02	03	04	05	06			19,771	21,305	25,349	23,429	14,634	22,266
	41	07	08	09	10	11	12	13	22,722	21,925	21,770	24,981	25,044	14,813	20,660
	42	14	15	16	17	18	19	20	21,899	19,374	20,401	24,680	24,167	13,186	20,185
	43	21	22	23	24	25	26	27	22,263	20,208	21,234	24,272	24,261	13,883	19,642
	44	28	29	30	31				22,205	20,048	22,106	24,338			
Nov 2024	44					01	02	03					23,801	13,365	20,629
	45	04	05	06	07	08	09	10	21,669	18,429	23,703	25,085	25,529	14,266	18,819
	46	11	12	13	14	15	16	17	18,605	17,055	24,464	24,311	24,906	13,810	20,546
	47	18	19	20	21	22	23	24	22,224	20,600	24,828	25,352	25,427	14,989	20,717
	48	25	26	27	28	29	30		22,499	21,502	24,884	27,481	26,724	15,438	
Dec 2024	48							01							22,133
	49	02	03	04	05	06	07	08	23,858	22,331	25,432	27,004	25,386	15,031	21,354
	50	09	10	11	12	13	14	15	21,956	20,614	23,654	25,422	24,975	14,821	20,713
	51	16	17	18	19	20	21	22	19,666	19,072	18,262	19,452	18,785	14,302	15,752
	52	23	24	25	26	27	28	29	17,159	15,253	13,798	16,846	19,239	15,132	14,589
Jan 2025	53	30	31						15,186	14,847					
	1			01	02	03	04	05			16,866	17,585	16,836	13,848	14,176
	2	06	07	08	09	10	11	12	15,589	17,412	18,152	16,985	16,417	13,184	16,514
	3	13	14	15	16	17	18	19	17,523	13,664	14,064	14,933	16,286	13,296	15,567
	4	20	21	22	23	24	25	26	17,185	16,136	17,019	19,138	18,738	13,435	16,909
Feb 2025	5	27	28	29	30	31			17,936	17,955	19,960	22,411	17,438		
	5						01	02						11,137	17,852
	6	03	04	05	06	07	08	09	20,211	16,473	17,338	18,273	17,700	10,165	15,911
	7	10	11	12	13	14	15	16	17,733	16,475	19,191	20,696	21,196	10,899	17,253
	8	17	18	19	20	21	22	23	20,217	19,262	21,615	22,934	21,588	13,454	18,451
9	24	25	26	27	28			21,659	20,881	21,706	24,308	23,552			

# Airport Operations Plan - Terminal 1 Arrivals

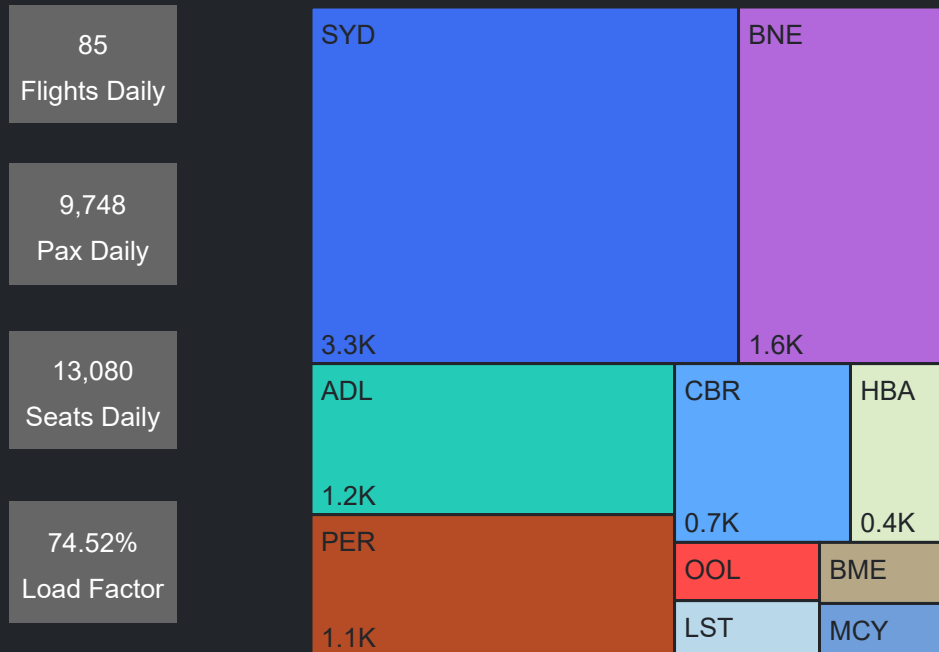
Rolling Hour Pax (Daily Average)



Pax Heat Map

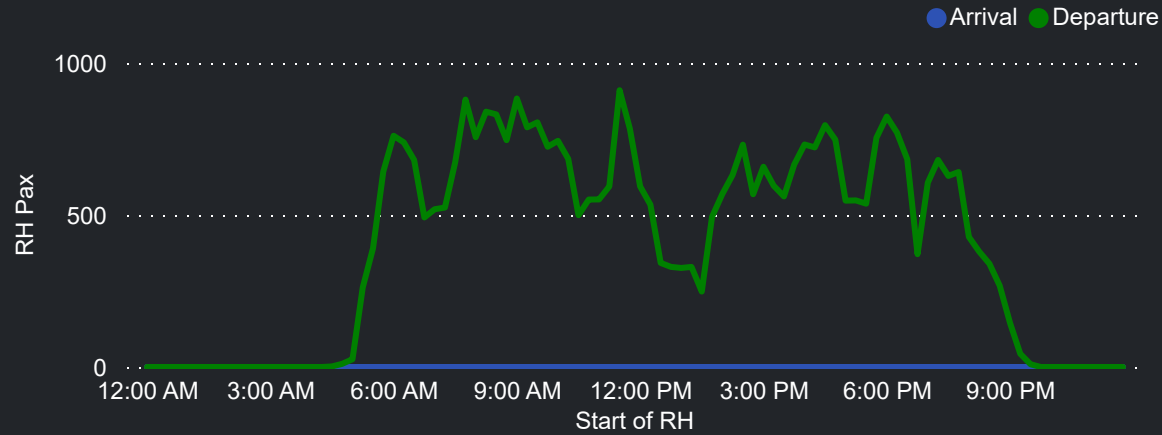
Month	Week	M	Tu	W	Th	F	Sa	Su	M	Tu	W	Th	F	Sa	Su
Oct 2024	40		01	02	03	04	05	06		11,116	12,055	13,783	13,597	8,808	11,201
	41	07	08	09	10	11	12	13	11,900	11,268	10,980	12,794	12,729	7,323	9,555
	42	14	15	16	17	18	19	20	9,896	8,868	9,977	12,192	12,328	6,872	9,484
	43	21	22	23	24	25	26	27	10,788	9,596	10,714	12,129	12,884	7,251	9,577
	44	28	29	30	31				10,017	10,103	11,271	12,282			
Nov 2024	44					01	02	03					11,775	6,803	9,894
	45	04	05	06	07	08	09	10	10,202	8,886	11,790	12,213	12,450	6,458	8,130
	46	11	12	13	14	15	16	17	9,150	9,955	12,291	12,762	13,012	7,287	9,794
	47	18	19	20	21	22	23	24	10,405	10,259	12,049	12,736	12,858	7,616	9,912
	48	25	26	27	28	29	30		11,258	11,241	13,482	14,635	13,947	8,129	
Dec 2024	48							01							10,461
	49	02	03	04	05	06	07	08	11,047	11,037	12,974	14,165	13,525	7,888	10,389
	50	09	10	11	12	13	14	15	10,682	10,086	12,312	12,860	13,146	7,675	9,762
	51	16	17	18	19	20	21	22	9,382	9,407	9,114	9,910	9,952	7,434	7,618
	52	23	24	25	26	27	28	29	8,494	7,769	6,929	8,317	9,663	7,525	6,577
Jan 2025	53	30	31						7,253	7,265					
	1			01	02	03	04	05			7,854	8,120	7,952	6,521	6,325
	2	06	07	08	09	10	11	12	7,912	8,675	9,063	8,643	8,334	6,754	8,262
	3	13	14	15	16	17	18	19	8,823	6,896	7,320	7,848	8,883	7,051	8,277
	4	20	21	22	23	24	25	26	9,011	8,293	8,874	10,153	10,022	6,547	7,823
Feb 2025	5	27	28	29	30	31			8,381	8,606	10,569	11,581	8,903		
	5						01	02						5,439	8,528
	6	03	04	05	06	07	08	09	9,697	7,513	8,912	8,968	9,179	5,069	7,417
	7	10	11	12	13	14	15	16	8,645	7,640	9,756	10,555	11,266	5,676	8,621
	8	17	18	19	20	21	22	23	10,105	9,795	11,674	13,061	12,514	7,103	7,756
9	24	25	26	27	28			9,594	9,504	10,520	11,870	11,938			

Top 10 Routes by Pax (Daily Average)



# Airport Operations Plan - Terminal 1 Departures

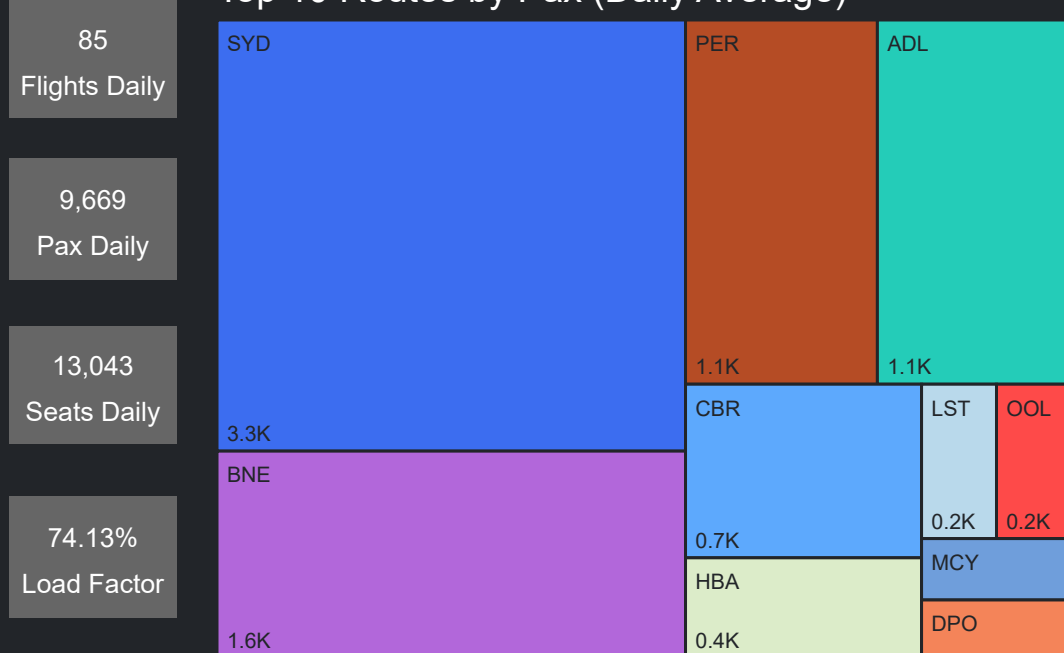
Rolling Hour Pax (Daily Average)



Pax Heat Map

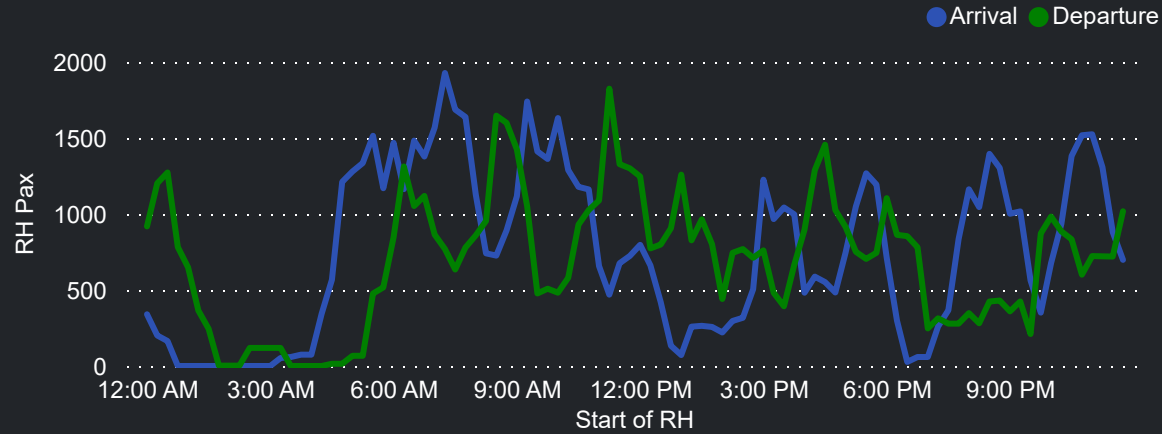
Month	Week	M	Tu	W	Th	F	Sa	Su	M	Tu	W	Th	F	Sa	Su	
Oct 2024	40		01	02	03	04	05	06								
	41		07	08	09	10	11	12	13	8,655	9,250	11,566	9,832	5,826	11,065	
	42		14	15	16	17	18	19	20	10,822	10,657	10,790	12,187	12,315	7,490	11,105
	43		21	22	23	24	25	26	27	12,003	10,506	10,424	12,488	11,839	6,314	10,701
	44		28	29	30	31				11,475	10,612	10,520	12,143	11,377	6,632	10,065
Nov 2024	44						01	02	03					12,026	6,562	10,735
	45		04	05	06	07	08	09	10	11,467	9,543	11,913	12,872	13,079	7,808	10,689
	46		11	12	13	14	15	16	17	9,455	7,100	12,173	11,549	11,894	6,523	10,752
	47		18	19	20	21	22	23	24	11,819	10,341	12,779	12,616	12,569	7,373	10,805
	48		25	26	27	28	29	30		11,241	10,261	11,402	12,846	12,777	7,309	
Dec 2024	48								01						11,672	
	49		02	03	04	05	06	07	08	12,811	11,294	12,458	12,839	11,861	7,143	10,965
	50		09	10	11	12	13	14	15	11,274	10,528	11,342	12,562	11,829	7,146	10,951
	51		16	17	18	19	20	21	22	10,284	9,665	9,148	9,542	8,833	6,868	8,134
	52		23	24	25	26	27	28	29	8,665	7,484	6,869	8,529	9,576	7,607	8,012
Jan 2025	53		30	31						7,933	7,582					
	1				01	02	03	04	05			9,012	9,465	8,884	7,327	7,851
	2		06	07	08	09	10	11	12	7,677	8,737	9,089	8,342	8,083	6,430	8,252
	3		13	14	15	16	17	18	19	8,700	6,768	6,744	7,085	7,403	6,245	7,290
	4		20	21	22	23	24	25	26	8,174	7,843	8,145	8,985	8,716	6,888	9,086
Feb 2025	5		27	28	29	30	31			9,555	9,349	9,391	10,830	8,535		
	5							01	02						5,698	9,324
	6		03	04	05	06	07	08	09	10,514	8,960	8,426	9,305	8,521	5,096	8,494
	7		10	11	12	13	14	15	16	9,088	8,835	9,435	10,141	9,930	5,223	8,632
	8		17	18	19	20	21	22	23	10,112	9,467	9,941	9,873	9,074	6,351	10,695
9		24	25	26	27	28			12,065	11,377	11,186	12,438	11,614			

Top 10 Routes by Pax (Daily Average)



# Airport Operations Plan - Terminal 2

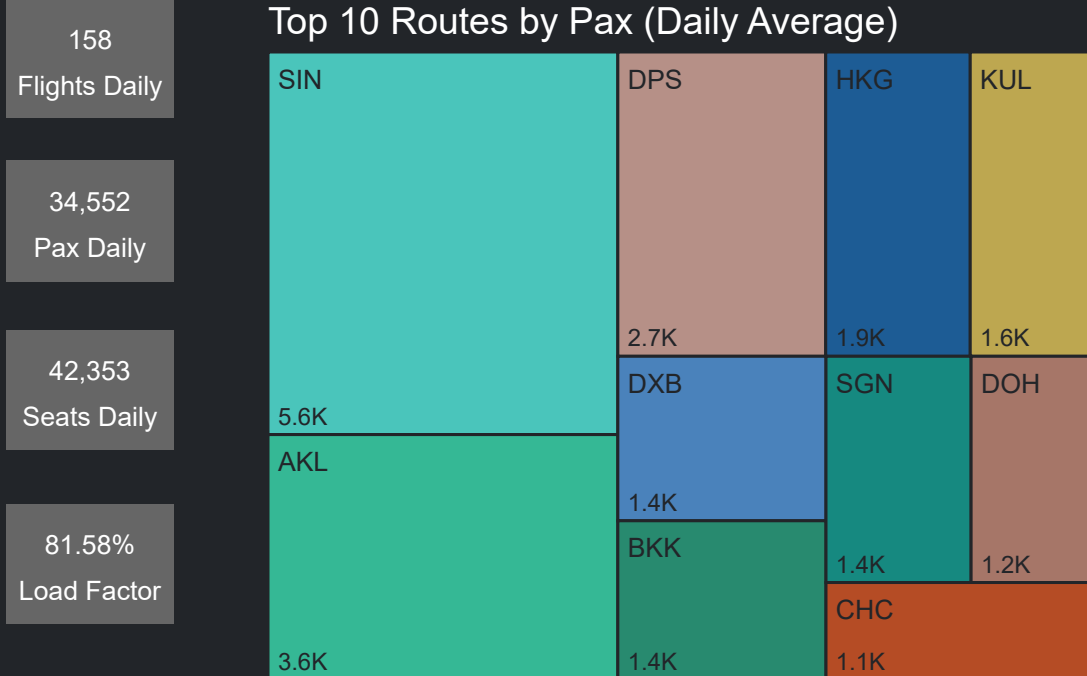
## Rolling Hour Pax (Daily Average)



## Pax Heat Map

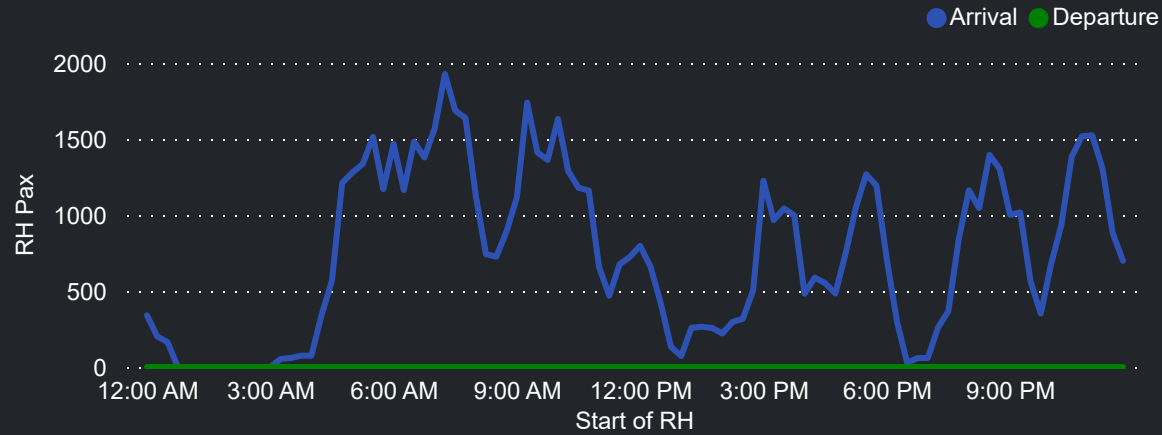
Month	Week	M	Tu	W	Th	F	Sa	Su	M	Tu	W	Th	F	Sa	Su	
Oct 2024	40	01	02	03	04	05	06			30,054	30,215	31,375	32,362	33,961	33,496	
	41	07	08	09	10	11	12	13	32,564	31,048	30,715	30,254	33,206	33,991	33,945	
	42	14	15	16	17	18	19	20	31,200	30,020	29,826	28,627	30,695	32,094	33,559	
	43	21	22	23	24	25	26	27	30,083	27,913	30,246	28,563	32,027	31,997	33,333	
	44	28	29	30	31				31,315	30,140	32,190	30,603				
Nov 2024	44					01	02	03						34,310	34,012	32,411
	45	04	05	06	07	08	09	10	30,823	29,810	31,419	29,924	34,772	33,922	31,698	
	46	11	12	13	14	15	16	17	29,564	29,578	30,837	28,671	34,208	34,475	33,296	
	47	18	19	20	21	22	23	24	31,793	30,573	32,575	31,601	35,152	34,135	34,882	
	48	25	26	27	28	29	30		32,415	30,014	31,938	31,126	35,199	34,551		
Dec 2024	48							01							36,629	
	49	02	03	04	05	06	07	08	33,477	31,703	35,408	34,550	38,009	35,373	36,860	
	50	09	10	11	12	13	14	15	32,807	32,167	34,995	34,185	37,692	38,161	38,516	
	51	16	17	18	19	20	21	22	36,210	33,936	35,090	35,573	39,062	40,223	39,754	
	52	23	24	25	26	27	28	29	37,845	34,717	38,565	38,210	42,197	41,087	39,203	
Jan 2025	53	30	31						35,286	33,810						
	1			01	02	03	04	05			37,516	37,058	39,776	39,470	38,703	
	2	06	07	08	09	10	11	12	38,519	36,027	39,515	39,319	40,986	41,568	40,812	
	3	13	14	15	16	17	18	19	38,943	36,933	39,802	38,882	40,069	39,694	39,418	
	4	20	21	22	23	24	25	26	38,544	36,068	37,487	37,267	38,403	39,642	38,530	
Feb 2025	5	27	28	29	30	31			35,624	33,265	35,950	36,605	37,364			
	5						01	02						35,977	36,137	
	6	03	04	05	06	07	08	09	34,916	32,538	34,791	34,887	36,144	36,653	36,114	
	7	10	11	12	13	14	15	16	33,362	31,771	34,187	32,944	33,422	32,150	33,848	
	8	17	18	19	20	21	22	23	32,304	31,047	33,506	32,468	36,260	35,473	37,534	
9	24	25	26	27	28			34,807	31,958	34,279	32,150	35,393				

## Top 10 Routes by Pax (Daily Average)



# Airport Operations Plan - Terminal 2 Arrivals

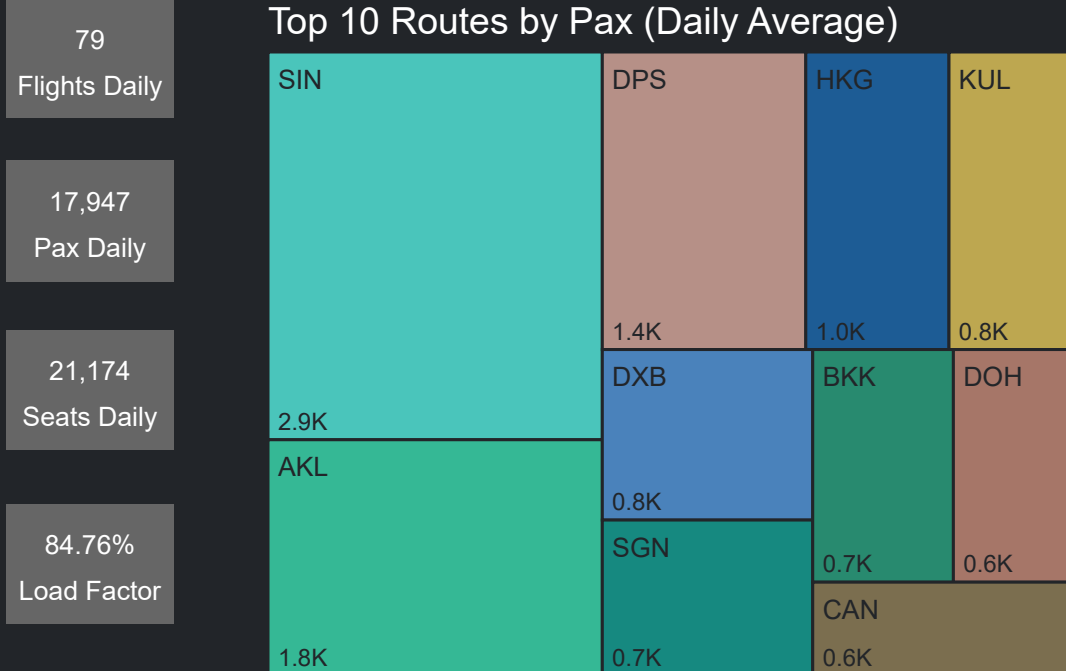
Rolling Hour Pax (Daily Average)



Pax Heat Map

Month	Week	M	Tu	W	Th	F	Sa	Su	M	Tu	W	Th	F	Sa	Su
Oct 2024	40		01	02	03	04	05	06		17,582	16,781	17,990	17,798	19,467	19,158
	41	07	08	09	10	11	12	13	17,585	17,609	16,626	16,988	17,451	18,119	18,652
	42	14	15	16	17	18	19	20	16,664	16,468	16,404	16,124	16,715	17,374	18,403
	43	21	22	23	24	25	26	27	15,810	15,725	16,242	15,900	17,165	17,617	17,653
	44	28	29	30	31				16,698	16,467	17,035	16,534			
Nov 2024	44					01	02	03					18,139	17,637	16,734
	45	04	05	06	07	08	09	10	15,946	15,345	15,978	15,124	16,834	17,171	15,771
	46	11	12	13	14	15	16	17	15,547	15,417	16,111	14,587	16,924	18,024	17,003
	47	18	19	20	21	22	23	24	16,358	14,629	15,916	15,415	16,954	17,147	17,202
	48	25	26	27	28	29	30		15,931	14,950	15,759	14,979	16,689	17,226	
Dec 2024	48							01							17,059
	49	02	03	04	05	06	07	08	15,678	14,714	16,649	16,278	18,097	17,335	17,506
	50	09	10	11	12	13	14	15	15,554	14,848	16,355	15,703	17,307	18,316	18,759
	51	16	17	18	19	20	21	22	17,305	15,628	15,926	16,421	17,485	18,787	18,736
	52	23	24	25	26	27	28	29	17,302	15,800	17,198	17,710	18,975	19,152	18,072
Jan 2025	53	30	31						14,673	14,267					
	1			01	02	03	04	05			16,012	17,024	18,048	18,865	19,021
	2	06	07	08	09	10	11	12	18,857	16,897	18,962	20,147	20,405	21,173	21,319
	3	13	14	15	16	17	18	19	20,580	19,520	20,435	21,204	21,181	21,825	21,843
	4	20	21	22	23	24	25	26	21,264	20,275	20,828	21,420	21,239	22,050	21,912
Feb 2025	5	27	28	29	30	31			20,860	19,977	20,613	21,148	21,116		
	5						01	02						21,524	21,345
	6	03	04	05	06	07	08	09	20,485	18,966	19,558	19,807	20,273	20,611	20,223
	7	10	11	12	13	14	15	16	19,205	17,987	18,952	18,718	19,464	19,029	20,008
	8	17	18	19	20	21	22	23	19,141	17,684	18,835	18,507	19,811	19,585	19,587
9	24	25	26	27	28			18,740	17,006	18,437	17,576	19,110			

Top 10 Routes by Pax (Daily Average)



79  
Flights Daily

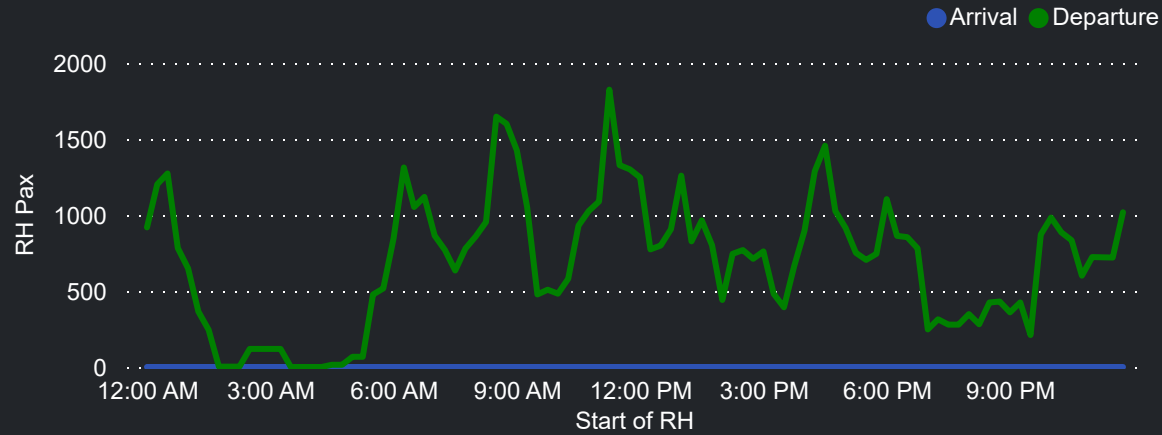
17,947  
Pax Daily

21,174  
Seats Daily

84.76%  
Load Factor

# Airport Operations Plan - Terminal 2 Departures

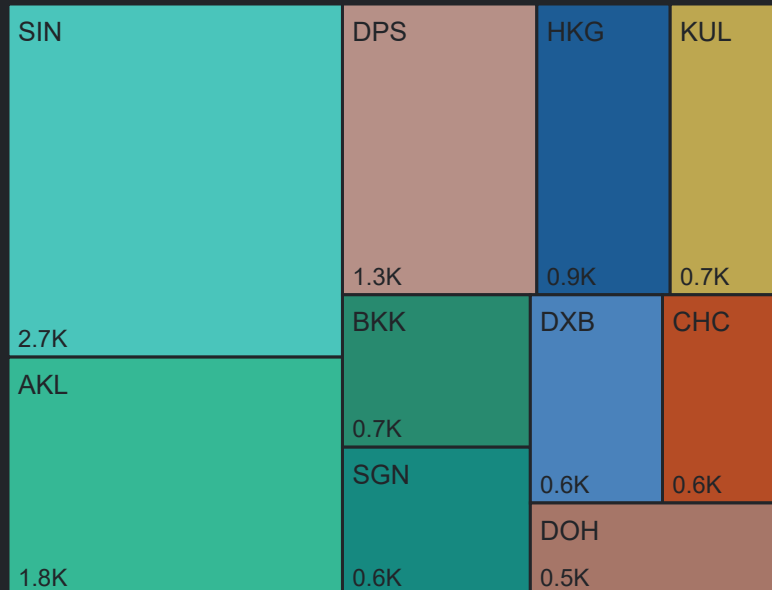
Rolling Hour Pax (Daily Average)



Pax Heat Map

Month	Week	M	Tu	W	Th	F	Sa	Su	M	Tu	W	Th	F	Sa	Su	
Oct 2024	40	01	02	03	04	05	06			12,472	13,434	13,385	14,564	14,494	14,338	
	41	07	08	09	10	11	12	13	14,979	13,439	14,089	13,266	15,755	15,872	15,293	
	42	14	15	16	17	18	19	20	14,536	13,552	13,422	12,503	13,980	14,720	15,156	
	43	21	22	23	24	25	26	27	14,273	12,188	14,004	12,663	14,862	14,380	15,680	
	44	28	29	30	31				14,617	13,673	15,155	14,069				
Nov 2024	44					01	02	03						16,171	16,375	15,677
	45	04	05	06	07	08	09	10	14,877	14,465	15,441	14,800	17,938	16,751	15,927	
	46	11	12	13	14	15	16	17	14,017	14,161	14,726	14,084	17,284	16,451	16,293	
	47	18	19	20	21	22	23	24	15,435	15,944	16,659	16,186	18,198	16,988	17,680	
	48	25	26	27	28	29	30		16,484	15,064	16,179	16,147	18,510	17,325		
Dec 2024	48							01							19,570	
	49	02	03	04	05	06	07	08	17,799	16,989	18,759	18,272	19,912	18,038	19,354	
	50	09	10	11	12	13	14	15	17,253	17,319	18,640	18,482	20,385	19,845	19,757	
	51	16	17	18	19	20	21	22	18,905	18,308	19,164	19,152	21,577	21,436	21,018	
	52	23	24	25	26	27	28	29	20,543	18,917	21,367	20,500	23,222	21,935	21,131	
Jan 2025	53	30	31						20,613	19,543						
	1			01	02	03	04	05			21,504	20,034	21,728	20,605	19,682	
	2	06	07	08	09	10	11	12	19,662	19,130	20,553	19,172	20,581	20,395	19,493	
	3	13	14	15	16	17	18	19	18,363	17,413	19,367	17,678	18,888	17,869	17,575	
	4	20	21	22	23	24	25	26	17,280	15,793	16,659	15,847	17,164	17,592	16,618	
Feb 2025	5	27	28	29	30	31			14,764	13,288	15,337	15,457	16,248			
	5						01	02						14,453	14,792	
	6	03	04	05	06	07	08	09	14,431	13,572	15,233	15,080	15,871	16,042	15,891	
	7	10	11	12	13	14	15	16	14,157	13,784	15,235	14,226	13,958	13,121	13,840	
	8	17	18	19	20	21	22	23	13,163	13,363	14,671	13,961	16,449	15,888	17,947	
9	24	25	26	27	28			16,067	14,952	15,842	14,574	16,283				

Top 10 Routes by Pax (Daily Average)



79  
Flights Daily

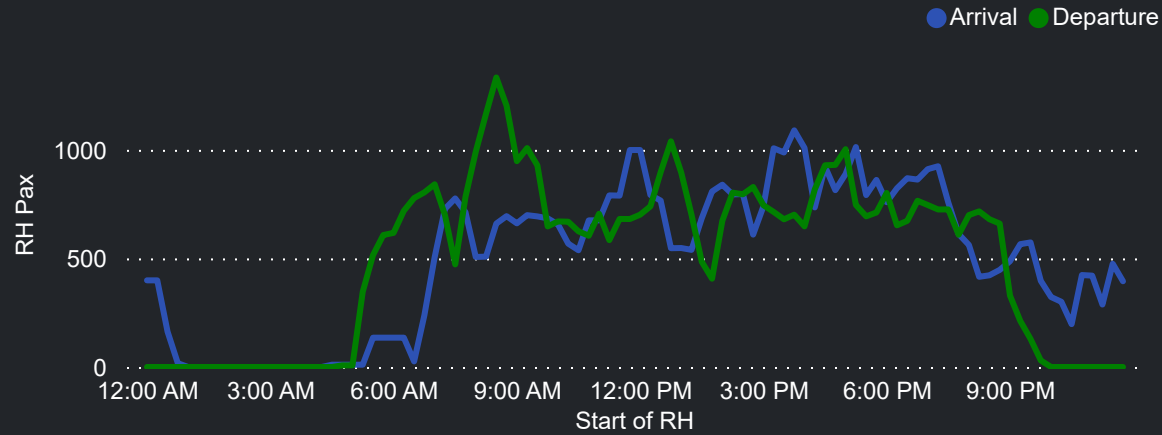
16,605  
Pax Daily

21,178  
Seats Daily

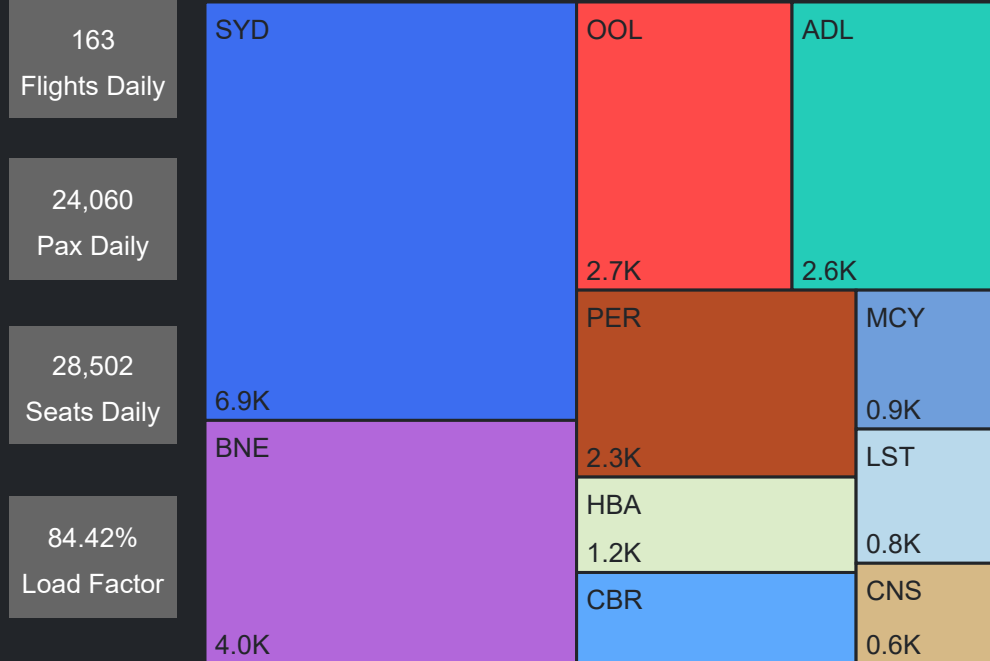
78.40%  
Load Factor

# Airport Operations Plan - Terminal 3

## Rolling Hour Pax (Daily Average)



## Top 10 Routes by Pax (Daily Average)



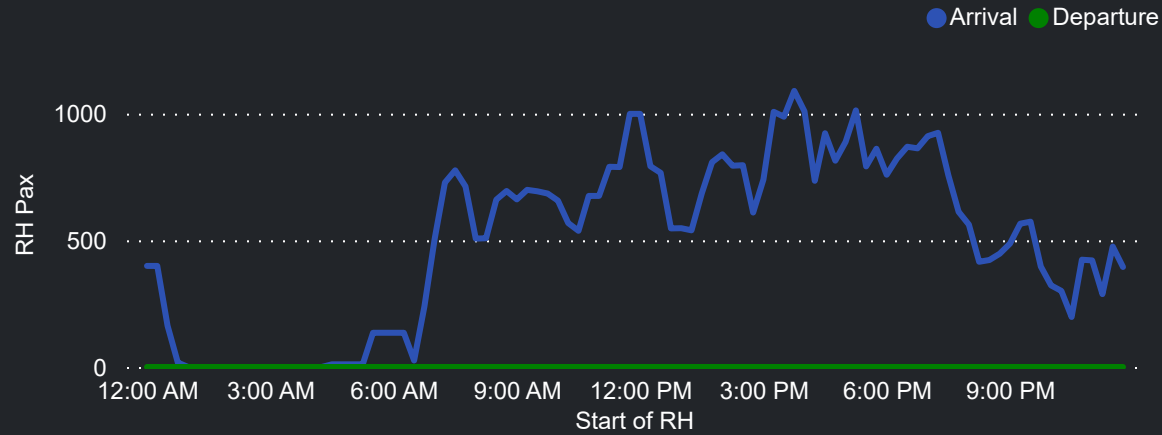
## Pax Heat Map

Month	Week	M	Tu	W	Th	F	Sa	Su	M	Tu	W	Th	F	Sa	Su	
Oct 2024	40		01	02	03	04	05	06								
	41		07	08	09	10	11	12	13	23,869	24,581	27,678	28,888	19,265	26,953	
	42		14	15	16	17	18	19	20	26,340	24,286	21,285	25,499	27,279	19,007	25,993
	43		21	22	23	24	25	26	27	22,460	20,775	21,785	23,673	26,573	19,049	24,703
	44		28	29	30	31				24,974	21,671	22,423	25,409	27,850	18,354	26,139
Nov 2024	44					01	02	03								
	45		04	05	06	07	08	09	10							
	46		11	12	13	14	15	16	17	26,031	23,330	23,111	28,137			
	47		18	19	20	21	22	23	24					30,612	19,064	24,008
	48		25	26	27	28	29	30		24,780	23,105	24,730	27,400	31,767	19,788	26,084
Dec 2024	48							01								
	49		02	03	04	05	06	07	08	25,793	21,880	24,475	28,403	31,042	19,527	28,106
	50		09	10	11	12	13	14	15	28,631	24,254	25,223	29,361	32,051	20,612	27,743
	51		16	17	18	19	20	21	22	28,733	24,827	25,182	29,756	32,441	20,907	
	52		23	24	25	26	27	28	29							
Jan 2025	53		30	31						28,754	24,846	24,644	29,065	31,172	19,780	26,801
	1				01	02	03	04	05	26,354	22,569	22,845	27,405	29,176	19,445	26,186
	2		06	07	08	09	10	11	12	27,595	25,075	22,572	26,486	28,261	20,592	25,091
	3		13	14	15	16	17	18	19	22,157	23,999	19,454	26,165	26,666	20,380	22,846
	4		20	21	22	23	24	25	26	22,994	24,430					
Feb 2025	5		27	28	29	30	31									
	5							01	02							
	6		03	04	05	06	07	08	09	24,682	26,280	25,513	19,704	22,849		
	7		10	11	12	13	14	15	16	24,107	24,940	24,517	24,335	25,407	19,403	25,577
	8		17	18	19	20	21	22	23	26,127	20,363	19,029	21,520	23,865	17,707	23,762
Feb 2025	9		24	25	26	27	28			23,957	21,901	22,093	25,619	28,306	18,855	22,639
	5									24,078	19,064	18,652	22,901	23,850		
	6		03	04	05	06	07	08	09						13,068	23,334
Feb 2025	7		10	11	12	13	14	15	16	24,818	17,308	17,355	20,530	23,107	12,839	20,955
	8		17	18	19	20	21	22	23	21,553	18,483	19,728	24,749	27,149	15,677	24,201
	9		24	25	26	27	28			24,879	20,991	22,322	25,989	28,522	18,129	26,651
Feb 2025	9									27,133	22,628	22,078	27,089	30,590		

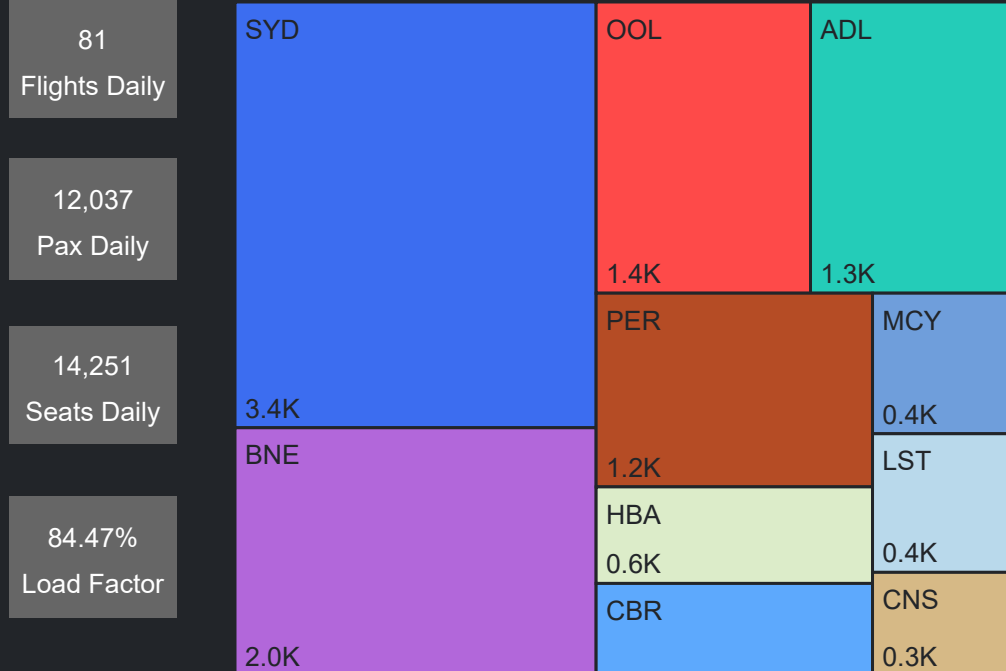


# Airport Operations Plan - Terminal 3 Arrivals

## Rolling Hour Pax (Daily Average)



## Top 10 Routes by Pax (Daily Average)

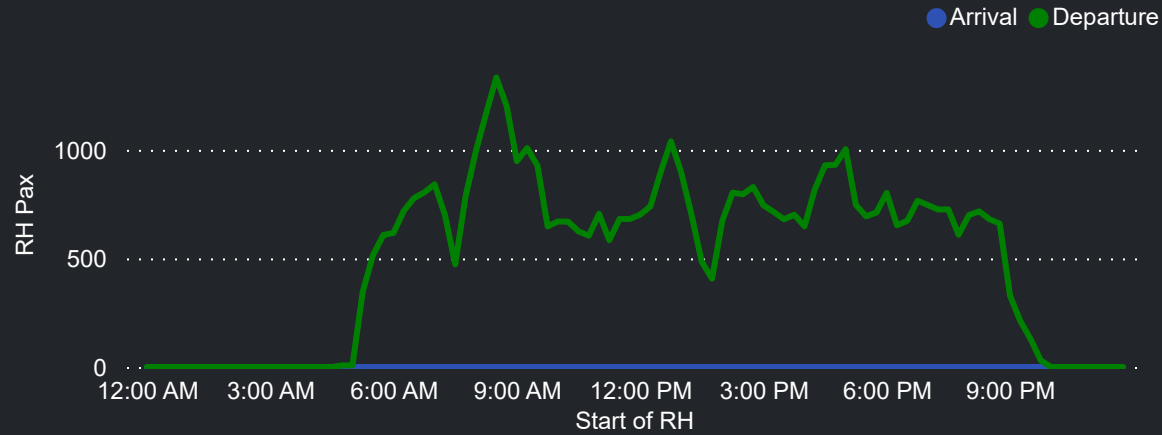


## Pax Heat Map

Month	Week	M	Tu	W	Th	F	Sa	Su	M	Tu	W	Th	F	Sa	Su	
Oct 2024	40		01	02	03	04	05	06		13,122	13,504	14,599	15,569	10,600	13,867	
	41		07	08	09	10	11	12	13	13,796	12,571	10,838	12,938	13,539	9,193	12,202
	42		14	15	16	17	18	19	20	9,978	9,849	10,504	11,574	13,164	9,753	11,837
	43		21	22	23	24	25	26	27	11,807	10,425	11,296	12,707	14,364	9,372	12,443
	44		28	29	30	31				12,239	11,650	11,523	13,917			
Nov 2024	44					01	02	03						15,610	9,989	11,441
	45		04	05	06	07	08	09	10	11,686	11,280	12,003	13,391	15,512	9,678	11,601
	46		11	12	13	14	15	16	17	13,013	12,644	12,348	14,551	15,902	10,429	13,650
	47		18	19	20	21	22	23	24	14,412	12,303	12,382	14,765	16,026	10,725	13,696
	48		25	26	27	28	29	30		14,195	12,976	13,334	15,458	16,518	11,037	
Dec 2024	48							01							13,478	
	49		02	03	04	05	06	07	08	13,653	12,090	12,485	15,100	15,984	10,651	13,001
	50		09	10	11	12	13	14	15	13,106	11,450	11,564	14,025	15,101	10,331	12,249
	51		16	17	18	19	20	21	22	13,625	12,598	11,551	13,002	14,349	10,790	11,653
	52		23	24	25	26	27	28	29	10,827	11,593	9,716	12,695	12,594	10,232	9,869
53		30	31						10,371	11,858						
Jan 2025	1			01	02	03	04	05				11,890	12,030	11,692	9,739	9,816
	2		06	07	08	09	10	11	12	12,123	12,303	12,253	12,336	12,644	10,335	12,379
	3		13	14	15	16	17	18	19	13,233	10,340	9,692	11,478	12,564	10,395	12,457
	4		20	21	22	23	24	25	26	12,673	11,518	11,469	13,417	14,786	10,152	10,662
	5		27	28	29	30	31			10,871	9,497	9,657	11,740	12,293		
Feb 2025	5						01	02							6,980	11,321
	6		03	04	05	06	07	08	09	11,739	8,635	8,646	10,255	11,582	6,489	10,062
	7		10	11	12	13	14	15	16	10,301	8,884	9,398	12,467	13,940	8,387	11,971
	8		17	18	19	20	21	22	23	12,505	10,930	11,721	14,383	15,666	9,904	12,218
	9		24	25	26	27	28			12,319	10,478	10,373	13,498	15,240		

# Airport Operations Plan - Terminal 3 Departures

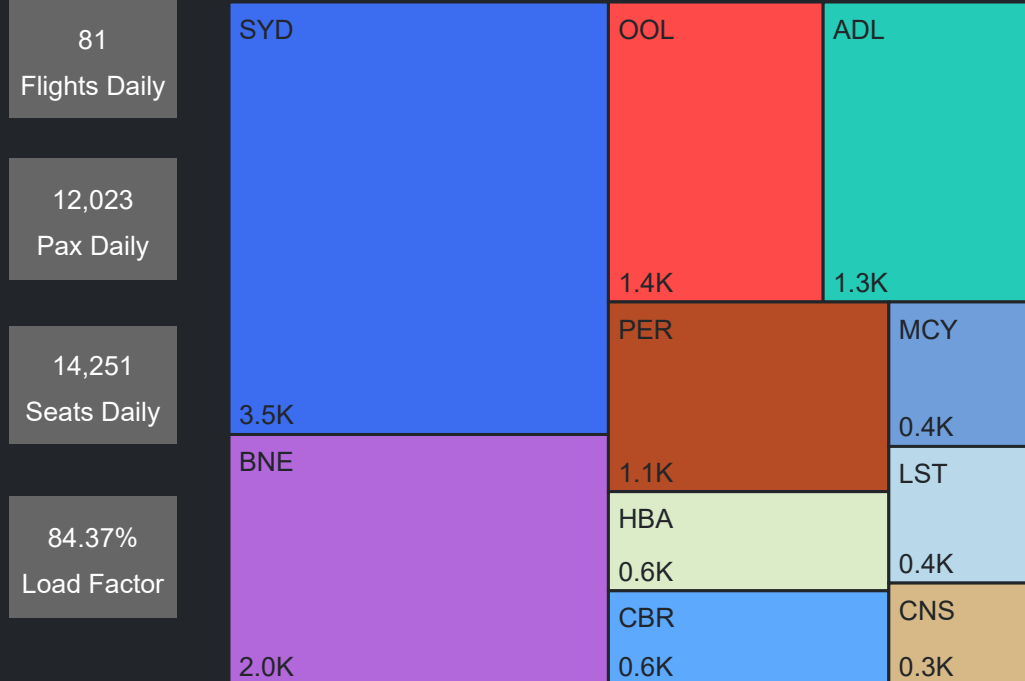
Rolling Hour Pax (Daily Average)



Pax Heat Map

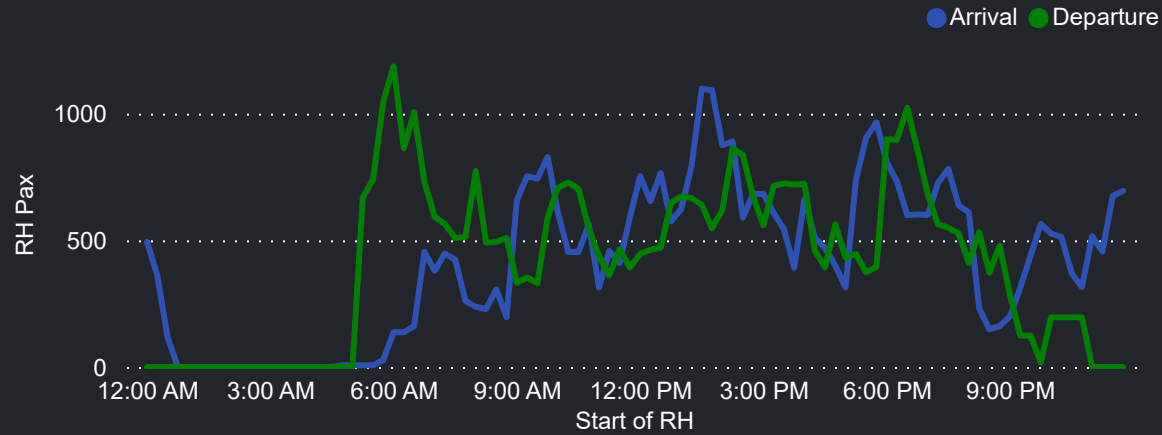
Month	Week	M	Tu	W	Th	F	Sa	Su	M	Tu	W	Th	F	Sa	Su	
Oct 2024	40		01	02	03	04	05	06								
	41		07	08	09	10	11	12	13	12,544	11,715	10,447	12,561	13,740	9,814	13,791
	42		14	15	16	17	18	19	20	12,482	10,926	11,281	12,099	13,409	9,296	12,866
	43		21	22	23	24	25	26	27	13,167	11,246	11,127	12,702	13,486	8,982	13,696
	44		28	29	30	31				13,792	11,680	11,588	14,220			
Nov 2024	44					01	02	03						15,002	9,075	12,567
	45		04	05	06	07	08	09	10	13,094	11,825	12,727	14,009	16,255	10,110	14,483
	46		11	12	13	14	15	16	17	12,780	9,236	12,127	13,852	15,140	9,098	14,456
	47		18	19	20	21	22	23	24	14,219	11,951	12,841	14,596	16,025	9,887	14,047
	48		25	26	27	28	29	30		14,538	11,851	11,848	14,298	15,923	9,870	
Dec 2024	48							01							14,699	
	49		02	03	04	05	06	07	08	15,101	12,756	12,159	13,965	15,188	9,129	13,800
	50		09	10	11	12	13	14	15	13,248	11,119	11,281	13,380	14,075	9,114	13,937
	51		16	17	18	19	20	21	22	13,970	12,477	11,021	13,484	13,912	9,802	13,438
	52		23	24	25	26	27	28	29	11,330	12,406	9,738	13,470	14,072	10,148	12,977
Jan 2025	53		30	31						12,623	12,572					
	1				01	02	03	04	05			12,792	14,250	13,821	9,965	13,033
	2		06	07	08	09	10	11	12	11,984	12,637	12,264	11,999	12,763	9,068	13,198
	3		13	14	15	16	17	18	19	12,894	10,023	9,337	10,042	11,301	7,312	11,305
	4		20	21	22	23	24	25	26	11,284	10,383	10,624	12,202	13,520	8,703	11,977
Feb 2025	5		27	28	29	30	31			13,207	9,567	8,995	11,161	11,557		
	5							01	02						6,088	12,013
	6		03	04	05	06	07	08	09	13,079	8,673	8,709	10,275	11,525	6,350	10,893
	7		10	11	12	13	14	15	16	11,252	9,599	10,330	12,282	13,209	7,290	12,230
	8		17	18	19	20	21	22	23	12,374	10,061	10,601	11,606	12,856	8,225	14,433
9		24	25	26	27	28			14,814	12,150	11,705	13,591	15,350			

Top 10 Routes by Pax (Daily Average)




# Airport Operations Plan - Terminal 4

## Rolling Hour Pax (Daily Average)



## Top 10 Routes by Pax (Daily Average)

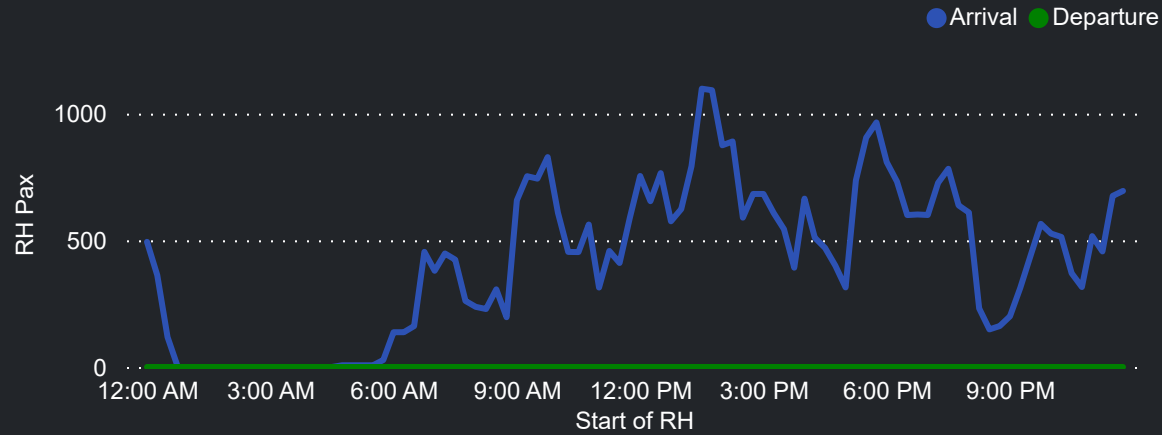


## Pax Heat Map

Month	Week	M	Tu	W	Th	F	Sa	Su	M	Tu	W	Th	F	Sa	Su
Oct 2024	40		01	02	03	04	05	06		21,523	22,391	22,726	23,350	21,586	23,742
	41	07	08	09	10	11	12	13	23,301	22,693	22,027	22,732	22,992	21,760	23,067
	42	14	15	16	17	18	19	20	17,959	17,474	17,211	18,019	19,377	17,470	18,936
	43	21	22	23	24	25	26	27	18,385	17,809	17,746	18,249	19,144	18,000	18,156
	44	28	29	30	31				18,305	17,205	17,850	16,909			
Nov 2024	44					01	02	03						19,103	17,182
	45	04	05	06	07	08	09	10	18,367	17,348	16,645	16,639	19,056	17,142	18,480
	46	11	12	13	14	15	16	17	17,440	17,051	17,043	17,209	19,566	17,560	19,309
	47	18	19	20	21	22	23	24	18,501	17,884	17,384	17,321	19,851	17,763	18,869
	48	25	26	27	28	29	30		18,347	17,881	17,809	17,350	20,069	18,177	
Dec 2024	48							01							19,793
	49	02	03	04	05	06	07	08	19,016	18,604	18,047	17,726	19,260	17,358	19,190
	50	09	10	11	12	13	14	15	17,836	17,766	17,823	16,923	22,093	22,035	23,179
	51	16	17	18	19	20	21	22	23,905	24,217	23,107	22,005	23,293	22,767	22,379
	52	23	24	25	26	27	28	29	20,978	21,088	20,506	21,365	23,783	22,052	21,378
Jan 2025	53	30	31						22,280	21,017					
	1			01	02	03	04	05			24,358	23,104	23,620	23,084	23,395
	2	06	07	08	09	10	11	12	22,889	24,289	25,342	23,004	23,614	21,947	23,637
	3	13	14	15	16	17	18	19	24,217	23,319	23,071	21,727	23,093	22,125	22,602
	4	20	21	22	23	24	25	26	22,414	23,768	23,945	23,592	24,892	23,246	23,226
Feb 2025	5	27	28	29	30	31			22,412	17,044	16,602	18,116	18,733		
	5						01	02						14,945	19,608
	6	03	04	05	06	07	08	09	18,406	16,779	15,770	15,545	18,646	16,973	18,984
	7	10	11	12	13	14	15	16	17,918	16,294	17,091	17,271	20,537	17,672	19,936
	8	17	18	19	20	21	22	23	19,393	18,360	17,869	17,430	20,909	18,486	20,563
9	24	25	26	27	28			20,272	18,401	18,097	18,540	21,346			

# Airport Operations Plan - Terminal 4 Arrivals

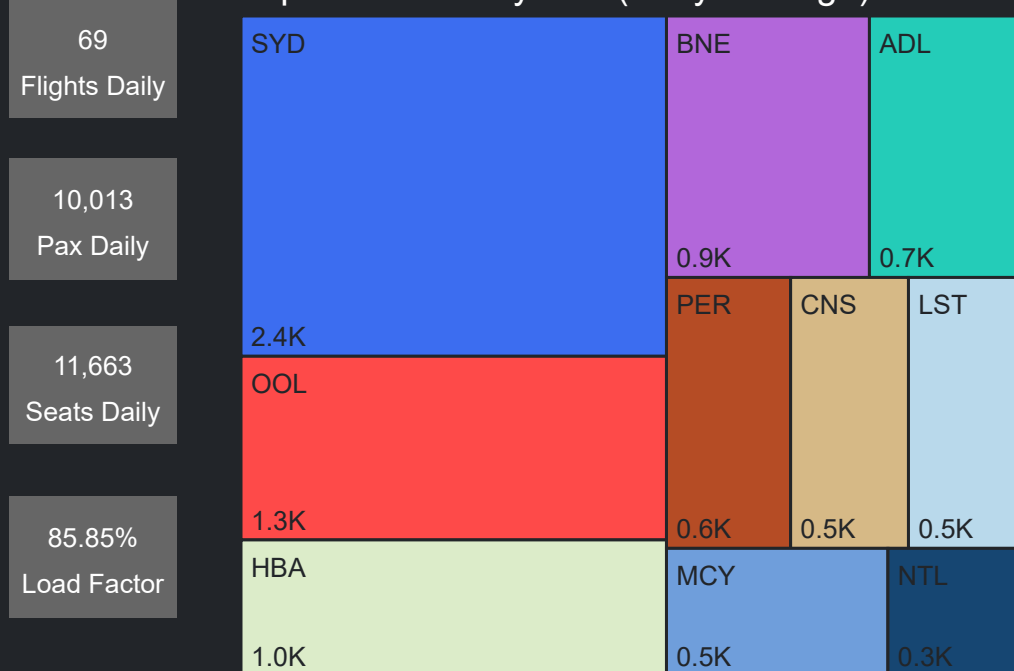
## Rolling Hour Pax (Daily Average)



## Pax Heat Map

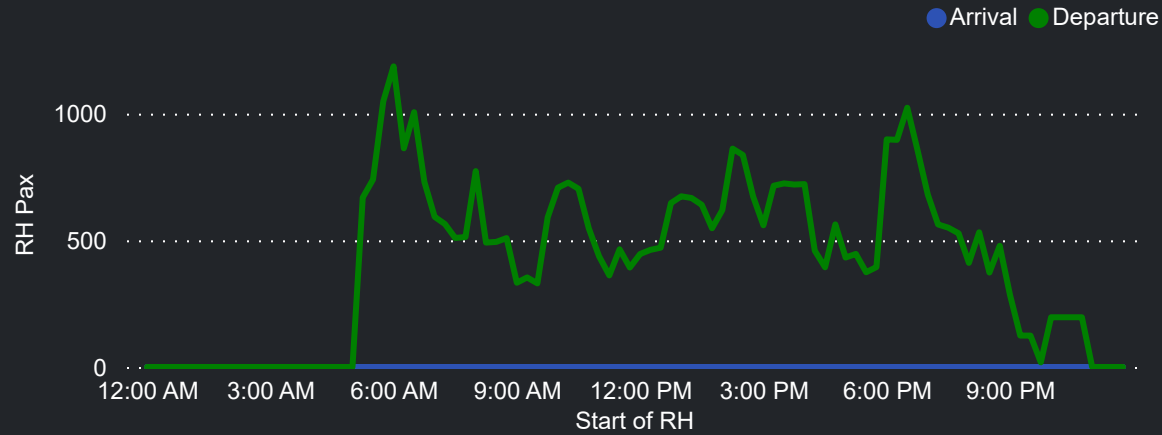
Month	Week	M	Tu	W	Th	F	Sa	Su	M	Tu	W	Th	F	Sa	Su
Oct 2024	40		01	02	03	04	05	06		11,635	11,840	11,827	12,213	11,588	12,132
	41	07	08	09	10	11	12	13	11,932	11,709	11,578	11,724	11,793	10,972	11,345
	42	14	15	16	17	18	19	20	8,586	8,438	8,250	8,937	9,559	8,742	9,297
	43	21	22	23	24	25	26	27	8,992	8,578	8,845	9,185	9,632	9,219	8,668
	44	28	29	30	31				8,995	8,754	8,838	8,632			
Nov 2024	44					01	02	03					9,555	8,650	9,692
	45	04	05	06	07	08	09	10	8,843	8,640	7,778	7,925	9,029	8,184	8,847
	46	11	12	13	14	15	16	17	8,649	9,143	8,770	8,690	9,928	8,969	9,708
	47	18	19	20	21	22	23	24	9,005	9,264	8,530	8,511	9,773	8,820	9,529
	48	25	26	27	28	29	30		9,289	9,588	9,169	8,900	10,231	9,289	
Dec 2024	48							01							9,827
	49	02	03	04	05	06	07	08	9,266	9,465	9,088	8,874	9,826	8,925	9,675
	50	09	10	11	12	13	14	15	8,697	9,119	8,944	8,445	11,144	11,160	11,373
	51	16	17	18	19	20	21	22	11,921	11,977	11,238	10,848	11,481	11,210	10,982
	52	23	24	25	26	27	28	29	10,157	10,472	9,968	10,502	11,818	11,131	10,139
Jan 2025	53	30	31						10,674	10,380					
	1			01	02	03	04	05			12,049	11,149	11,424	11,258	11,278
	2	06	07	08	09	10	11	12	11,256	11,808	12,596	11,429	11,941	11,101	12,071
	3	13	14	15	16	17	18	19	12,185	12,020	11,990	11,414	12,053	11,780	11,773
	4	20	21	22	23	24	25	26	11,460	12,045	12,128	12,103	12,641	11,797	11,465
Feb 2025	5	27	28	29	30	31			10,720	8,949	8,415	9,095	9,762		
	5						01	02						7,982	10,073
	6	03	04	05	06	07	08	09	9,019	8,852	7,909	7,516	9,311	8,453	9,095
	7	10	11	12	13	14	15	16	8,576	8,280	8,373	8,530	10,419	9,127	9,774
	8	17	18	19	20	21	22	23	9,601	9,651	9,253	8,864	10,793	9,552	9,768
9	24	25	26	27	28			9,713	9,218	9,016	9,053	10,909			

## Top 10 Routes by Pax (Daily Average)



# Airport Operations Plan - Terminal 4 Departures

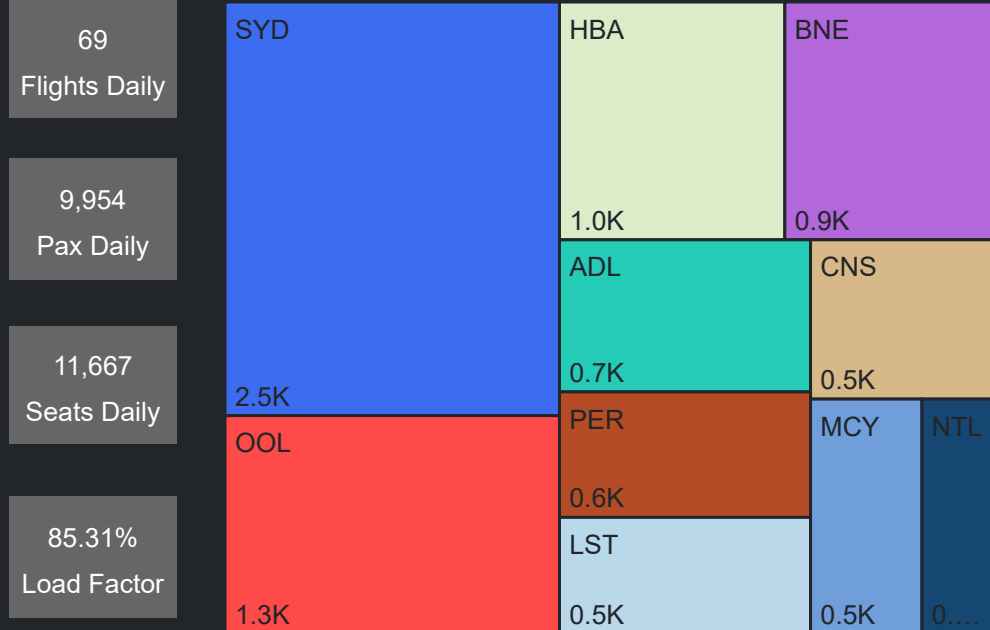
Rolling Hour Pax (Daily Average)



Pax Heat Map

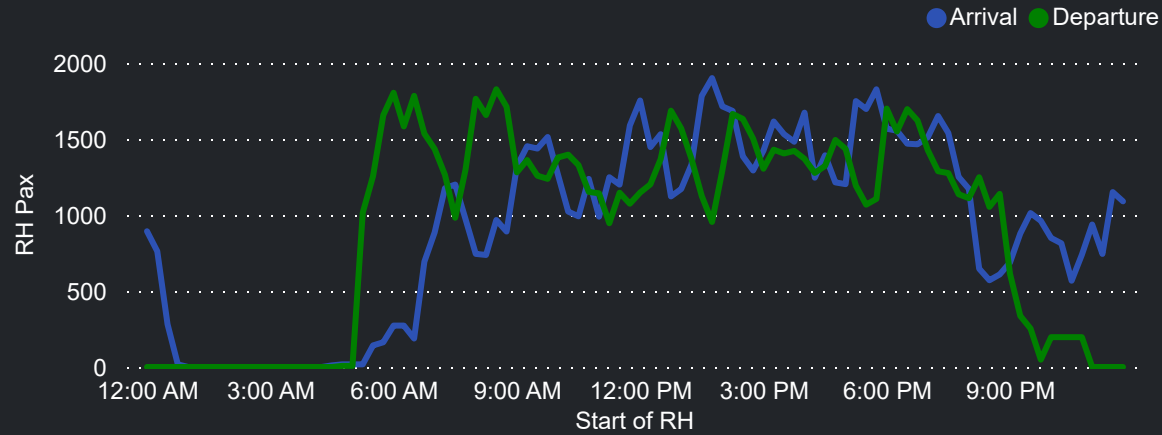
Month	Week	M	Tu	W	Th	F	Sa	Su	M	Tu	W	Th	F	Sa	Su
Oct 2024	40		01	02	03	04	05	06		9,888	10,551	10,899	11,137	9,998	11,610
	41	07	08	09	10	11	12	13	11,369	10,984	10,449	11,008	11,199	10,788	11,722
	42	14	15	16	17	18	19	20	9,373	9,036	8,961	9,082	9,818	8,728	9,639
	43	21	22	23	24	25	26	27	9,393	9,231	8,901	9,064	9,512	8,781	9,488
	44	28	29	30	31				9,310	8,451	9,012	8,277			
Nov 2024	44					01	02	03					9,548	8,532	9,567
	45	04	05	06	07	08	09	10	9,524	8,708	8,867	8,714	10,027	8,958	9,633
	46	11	12	13	14	15	16	17	8,791	7,908	8,273	8,519	9,638	8,591	9,601
	47	18	19	20	21	22	23	24	9,496	8,620	8,854	8,810	10,078	8,943	9,340
	48	25	26	27	28	29	30		9,058	8,293	8,640	8,450	9,838	8,888	
Dec 2024	48							01							9,966
	49	02	03	04	05	06	07	08	9,750	9,139	8,959	8,852	9,434	8,433	9,515
	50	09	10	11	12	13	14	15	9,139	8,647	8,879	8,478	10,949	10,875	11,806
	51	16	17	18	19	20	21	22	11,984	12,240	11,869	11,157	11,812	11,557	11,397
	52	23	24	25	26	27	28	29	10,821	10,616	10,538	10,863	11,965	10,921	11,239
Jan 2025	53	30	31						11,606	10,637					
	1			01	02	03	04	05			12,309	11,955	12,196	11,826	12,117
	2	06	07	08	09	10	11	12	11,633	12,481	12,746	11,575	11,673	10,846	11,566
	3	13	14	15	16	17	18	19	12,032	11,299	11,081	10,313	11,040	10,345	10,829
	4	20	21	22	23	24	25	26	10,954	11,723	11,817	11,489	12,251	11,449	11,761
Feb 2025	5	27	28	29	30	31			11,692	8,095	8,187	9,021	8,971		
	5						01	02						6,963	9,535
	6	03	04	05	06	07	08	09	9,387	7,927	7,861	8,029	9,335	8,520	9,889
	7	10	11	12	13	14	15	16	9,342	8,014	8,718	8,741	10,118	8,545	10,162
	8	17	18	19	20	21	22	23	9,792	8,709	8,616	8,566	10,116	8,934	10,795
9	24	25	26	27	28			10,559	9,183	9,081	9,487	10,437			

Top 10 Routes by Pax (Daily Average)




# Airport Operations Plan - Terminal 3 & 4

## Rolling Hour Pax (Daily Average)



## Top 10 Routes by Pax (Daily Average)

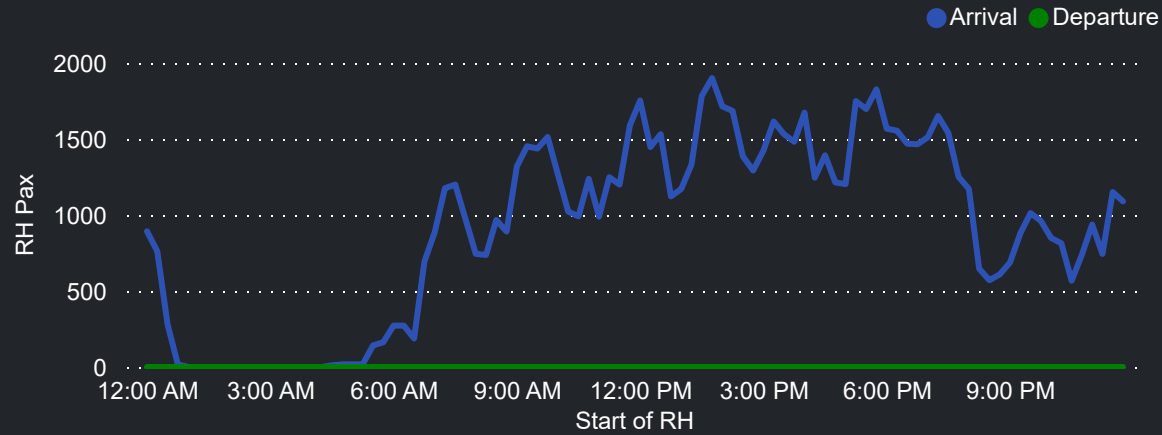


## Pax Heat Map

Month	Week	M	Tu	W	Th	F	Sa	Su	M	Tu	W	Th	F	Sa	Su
Oct 2024	40		01	02	03	04	05	06		45,392	46,972	50,404	52,238	40,851	50,695
	41	07	08	09	10	11	12	13	49,641	46,979	43,312	48,231	50,271	40,767	49,060
	42	14	15	16	17	18	19	20	40,419	38,249	38,996	41,692	45,950	36,519	43,639
	43	21	22	23	24	25	26	27	43,359	39,480	40,169	43,658	46,994	36,354	44,295
	44	28	29	30	31				44,336	40,535	40,961	45,046			
Nov 2024	44					01	02	03					49,715	36,246	43,267
	45	04	05	06	07	08	09	10	43,147	40,453	41,375	44,039	50,823	36,930	44,564
	46	11	12	13	14	15	16	17	43,233	38,931	41,518	45,612	50,608	37,087	47,415
	47	18	19	20	21	22	23	24	47,132	42,138	42,607	46,682	51,902	38,375	46,612
	48	25	26	27	28	29	30		47,080	42,708	42,991	47,106	52,510	39,084	
Dec 2024	48							01							47,970
	49	02	03	04	05	06	07	08	47,770	43,450	42,691	46,791	50,432	37,138	45,991
	50	09	10	11	12	13	14	15	44,190	40,335	40,668	44,328	51,269	41,480	49,365
	51	16	17	18	19	20	21	22	51,500	49,292	45,679	48,491	51,554	43,359	47,470
	52	23	24	25	26	27	28	29	43,135	45,087	39,960	47,530	50,449	42,432	44,224
Jan 2025	53	30	31						45,274	45,447					
	1			01	02	03	04	05			49,040	49,384	49,133	42,788	46,244
	2	06	07	08	09	10	11	12	46,996	49,229	49,859	47,339	49,021	41,350	49,214
	3	13	14	15	16	17	18	19	50,344	43,682	42,100	43,247	46,958	39,832	46,364
	4	20	21	22	23	24	25	26	46,371	45,669	46,038	49,211	53,198	42,101	45,865
Feb 2025	5	27	28	29	30	31			46,490	36,108	35,254	41,017	42,583		
	5						01	02						28,013	42,942
	6	03	04	05	06	07	08	09	43,224	34,087	33,125	36,075	41,753	29,812	39,939
	7	10	11	12	13	14	15	16	39,471	34,777	36,819	42,020	47,686	33,349	44,137
	8	17	18	19	20	21	22	23	44,272	39,351	40,191	43,419	49,431	36,615	47,214
9	24	25	26	27	28			47,405	41,029	40,175	45,629	51,936			

# Airport Operations Plan - Terminal 3 & 4 Arrivals

Rolling Hour Pax (Daily Average)



Pax Heat Map

Month	Week	M	Tu	W	Th	F	Sa	Su	M	Tu	W	Th	F	Sa	Su	
Oct 2024	40	01	02	03	04	05	06			24,757	25,344	26,426	27,782	22,188	25,999	
	41	07	08	09	10	11	12	13	25,728	24,280	22,416	24,662	25,332	20,165	23,547	
	42	14	15	16	17	18	19	20	18,564	18,287	18,754	20,511	22,723	18,495	21,134	
	43	21	22	23	24	25	26	27	20,799	19,003	20,141	21,892	23,996	18,591	21,111	
	44	28	29	30	31				21,234	20,404	20,361	22,549				
Nov 2024	44					01	02	03						25,165	18,639	21,133
	45	04	05	06	07	08	09	10	20,529	19,920	19,781	21,316	24,541	17,862	20,448	
	46	11	12	13	14	15	16	17	21,662	21,787	21,118	23,241	25,830	19,398	23,358	
	47	18	19	20	21	22	23	24	23,417	21,567	20,912	23,276	25,799	19,545	23,225	
	48	25	26	27	28	29	30		23,484	22,564	22,503	24,358	26,749	20,326		
Dec 2024	48							01							23,305	
	49	02	03	04	05	06	07	08	22,919	21,555	21,573	23,974	25,810	19,576	22,676	
	50	09	10	11	12	13	14	15	21,803	20,569	20,508	22,470	26,245	21,491	23,622	
	51	16	17	18	19	20	21	22	25,546	24,575	22,789	23,850	25,830	22,000	22,635	
	52	23	24	25	26	27	28	29	20,984	22,065	19,684	23,197	24,412	21,363	20,008	
53	30	31						21,045	22,238							
Jan 2025	1			01	02	03	04	05			23,939	23,179	23,116	20,997	21,094	
	2	06	07	08	09	10	11	12	23,379	24,111	24,849	23,765	24,585	21,436	24,450	
	3	13	14	15	16	17	18	19	25,418	22,360	21,682	22,892	24,617	22,175	24,230	
	4	20	21	22	23	24	25	26	24,133	23,563	23,597	25,520	27,427	21,949	22,127	
	5	27	28	29	30	31			21,591	18,446	18,072	20,835	22,055			
Feb 2025	5						01	02						14,962	21,394	
	6	03	04	05	06	07	08	09	20,758	17,487	16,555	17,771	20,893	14,942	19,157	
	7	10	11	12	13	14	15	16	18,877	17,164	17,771	20,997	24,359	17,514	21,745	
	8	17	18	19	20	21	22	23	22,106	20,581	20,974	23,247	26,459	19,456	21,986	
	9	24	25	26	27	28			22,032	19,696	19,389	22,551	26,149			

Top 10 Routes by Pax (Daily Average)



151  
Flights Daily

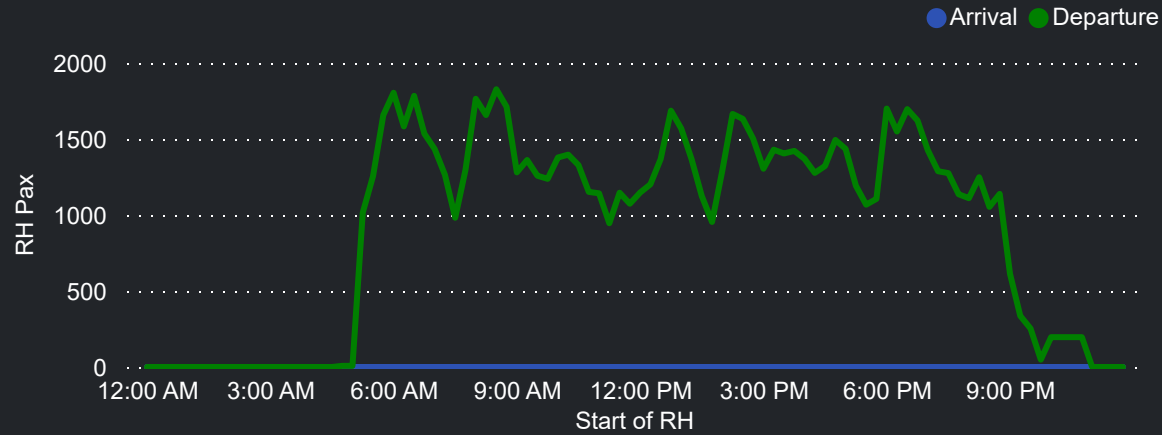
22,050  
Pax Daily

25,914  
Seats Daily

85.09%  
Load Factor

# Airport Operations Plan - Terminal 3 & 4 Departures

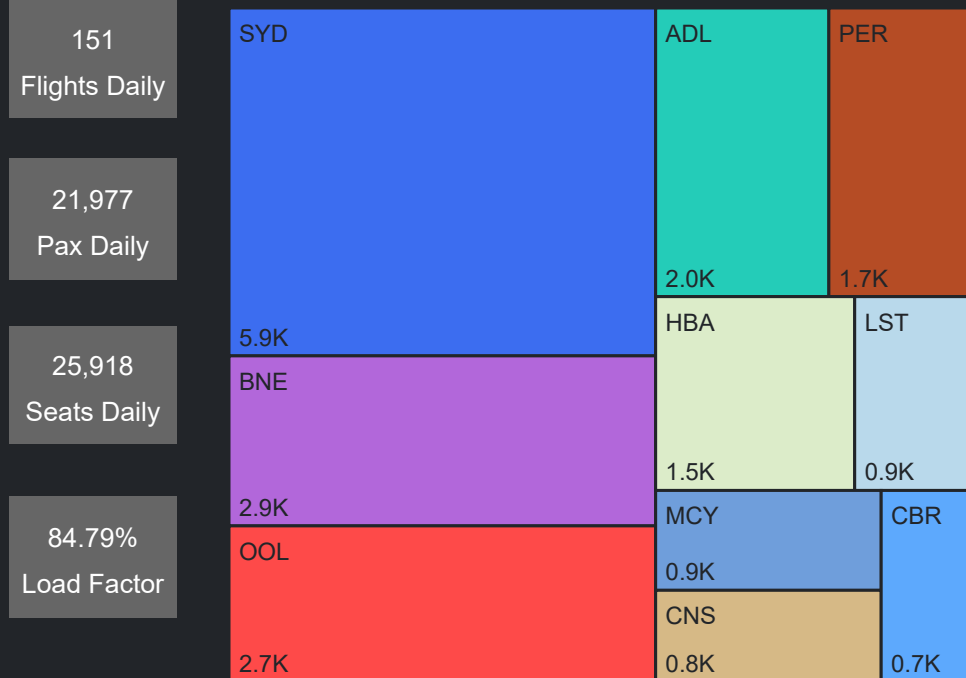
## Rolling Hour Pax (Daily Average)



## Pax Heat Map

Month	Week	M	Tu	W	Th	F	Sa	Su	M	Tu	W	Th	F	Sa	Su
Oct 2024	40		01	02	03	04	05	06		20,635	21,628	23,978	24,456	18,663	24,696
	41	07	08	09	10	11	12	13	23,913	22,699	20,896	23,569	24,939	20,602	25,513
	42	14	15	16	17	18	19	20	21,855	19,962	20,242	21,181	23,227	18,024	22,505
	43	21	22	23	24	25	26	27	22,560	20,477	20,028	21,766	22,998	17,763	23,184
	44	28	29	30	31				23,102	20,131	20,600	22,497			
Nov 2024	44					01	02	03					24,550	17,607	22,134
	45	04	05	06	07	08	09	10	22,618	20,533	21,594	22,723	26,282	19,068	24,116
	46	11	12	13	14	15	16	17	21,571	17,144	20,400	22,371	24,778	17,689	24,057
	47	18	19	20	21	22	23	24	23,715	20,571	21,695	23,406	26,103	18,830	23,387
	48	25	26	27	28	29	30		23,596	20,144	20,488	22,748	25,761	18,758	
Dec 2024	48							01							24,665
	49	02	03	04	05	06	07	08	24,851	21,895	21,118	22,817	24,622	17,562	23,315
	50	09	10	11	12	13	14	15	22,387	19,766	20,160	21,858	25,024	19,989	25,743
	51	16	17	18	19	20	21	22	25,954	24,717	22,890	24,641	25,724	21,359	24,835
	52	23	24	25	26	27	28	29	22,151	23,022	20,276	24,333	26,037	21,069	24,216
Jan 2025	53	30	31						24,229	23,209					
	1			01	02	03	04	05			25,101	26,205	26,017	21,791	25,150
	2	06	07	08	09	10	11	12	23,617	25,118	25,010	23,574	24,436	19,914	24,764
	3	13	14	15	16	17	18	19	24,926	21,322	20,418	20,355	22,341	17,657	22,134
	4	20	21	22	23	24	25	26	22,238	22,106	22,441	23,691	25,771	20,152	23,738
Feb 2025	5	27	28	29	30	31			24,899	17,662	17,182	20,182	20,528		
	5						01	02						13,051	21,548
	6	03	04	05	06	07	08	09	22,466	16,600	16,570	18,304	20,860	14,870	20,782
	7	10	11	12	13	14	15	16	20,594	17,613	19,048	21,023	23,327	15,835	22,392
	8	17	18	19	20	21	22	23	22,166	18,770	19,217	20,172	22,972	17,159	25,228
9	24	25	26	27	28			25,373	21,333	20,786	23,078	25,787			

## Top 10 Routes by Pax (Daily Average)



151  
Flights Daily

21,977  
Pax Daily

25,918  
Seats Daily

84.79%  
Load Factor